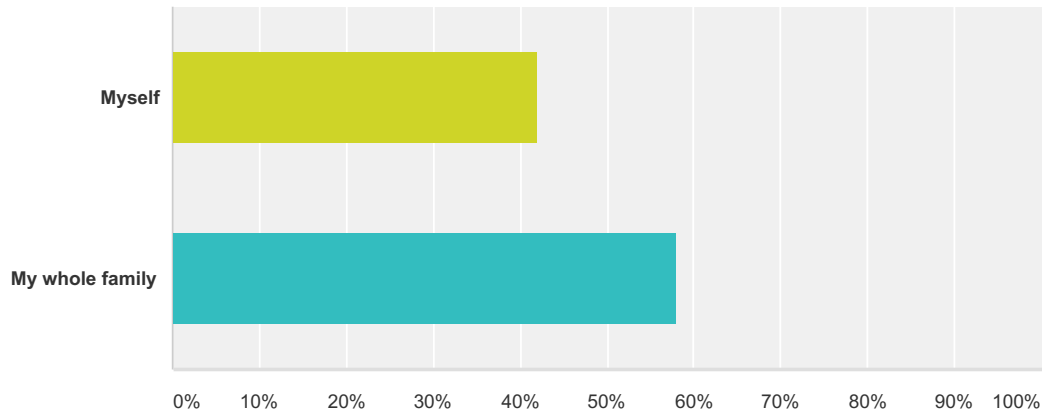


### Q1 I am completing this survey for:

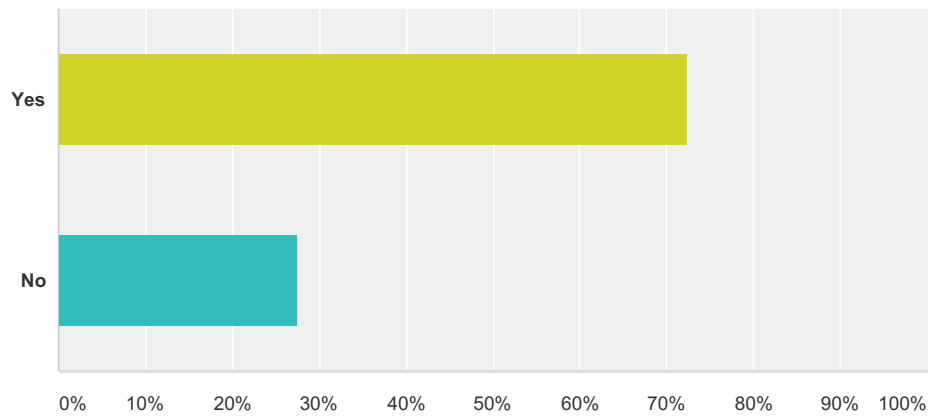
Answered: 138 Skipped: 0



Answer Choices	Responses
Myself	42.03% 58
My whole family	57.97% 80
<b>Total</b>	<b>138</b>

## Q2 Do you use existing Town Action Sport Facilities and skateparks in the Town?

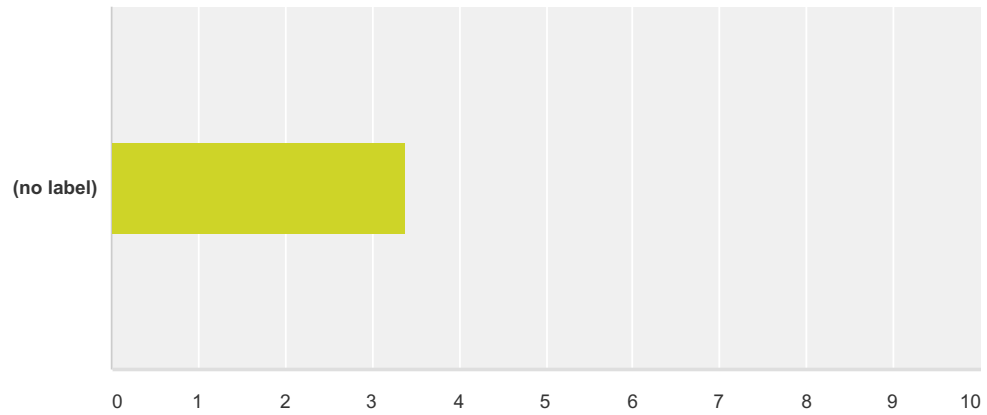
Answered: 138 Skipped: 0



Answer Choices	Responses	
Yes	72.46%	100
No	27.54%	38
<b>Total</b>		<b>138</b>

### Q3 How important are action sports to you?

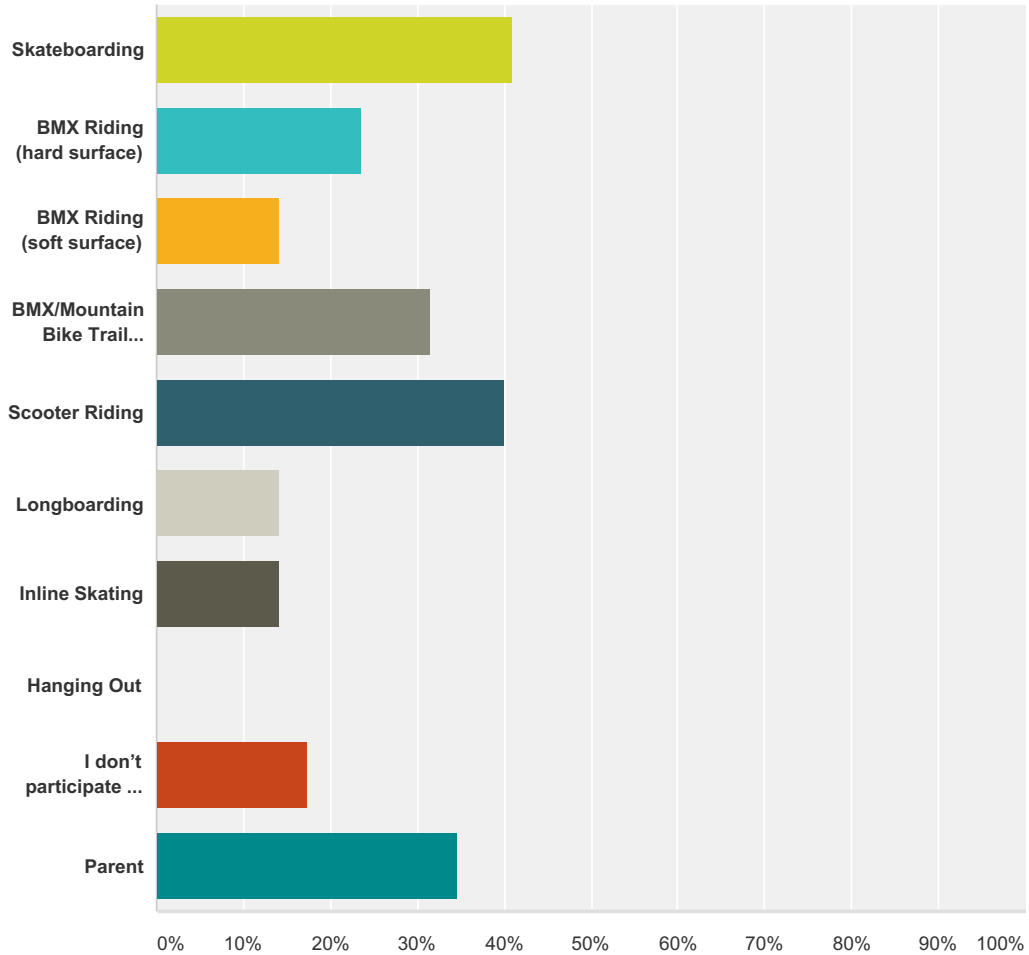
Answered: 137 Skipped: 1



	Not Important	Neutral	Important	Very Important	Total	Weighted Average
(no label)	4.38% 6	9.49% 13	28.47% 39	57.66% 79	137	3.39

**Q4 Please select all of the wheeled action sports that you participate in (check all that apply):**

Answered: 127 Skipped: 11



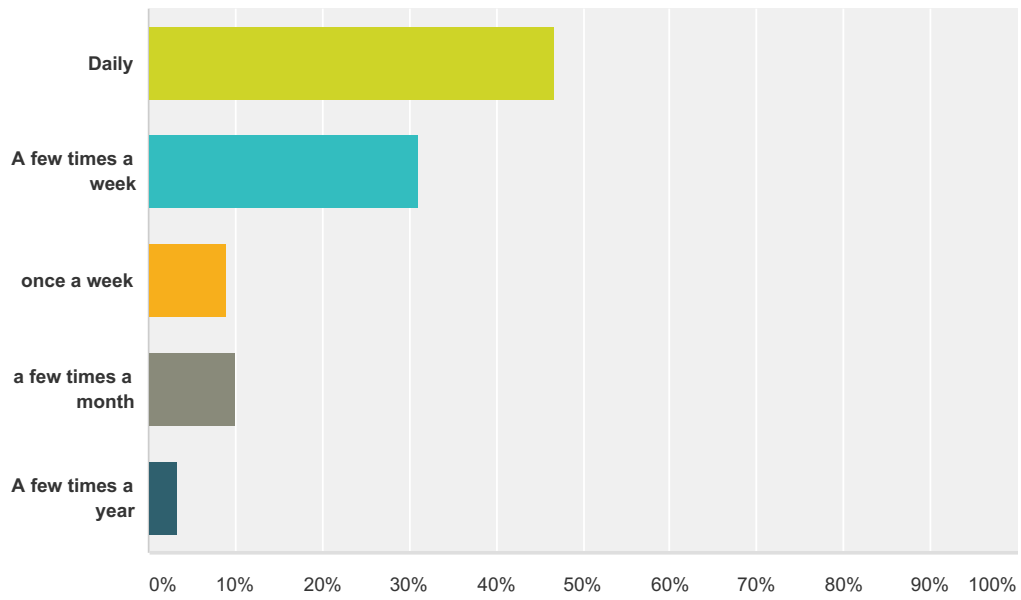
Answer Choices	Responses
Skateboarding	40.94% 52
BMX Riding (hard surface)	23.62% 30
BMX Riding (soft surface)	14.17% 18
BMX/Mountain Bike Trail Riding	31.50% 40
Scooter Riding	40.16% 51
Longboarding	14.17% 18
Inline Skating	14.17% 18
Hanging Out	0.00% 0
I don't participate in any of these action sports (but I want to provide input on new facilities)	17.32% 22
Parent	34.65% 44

Georgetown Skatepark & Action Sports Needs Assessment

Total Respondents: 127

### Q5 How often do you participate in action sports?

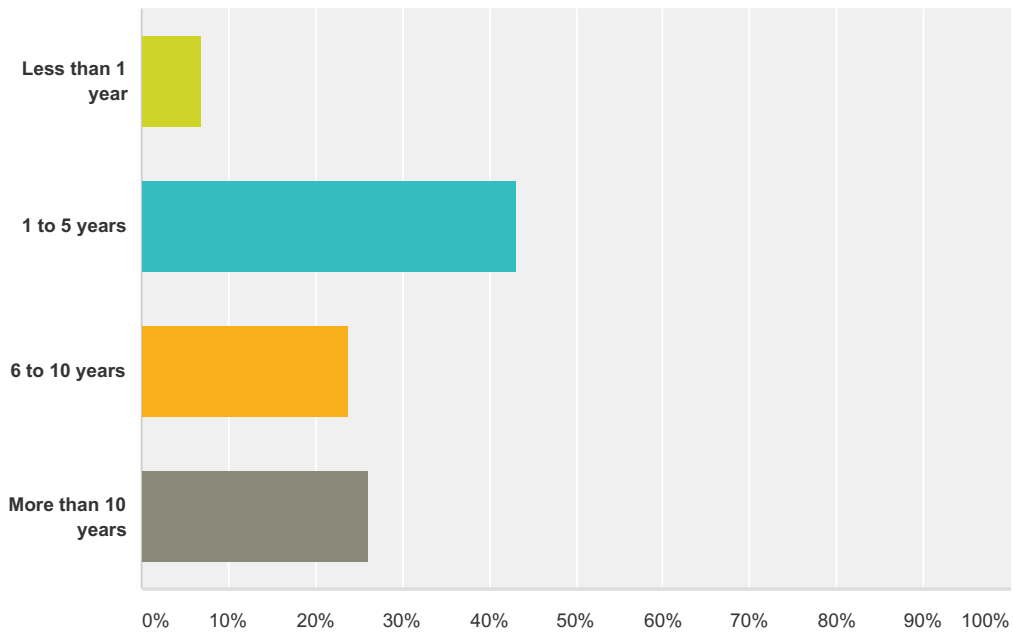
Answered: 90 Skipped: 48



Answer Choices	Responses	Count
Daily	46.67%	42
A few times a week	31.11%	28
once a week	8.89%	8
a few times a month	10.00%	9
A few times a year	3.33%	3
<b>Total</b>		<b>90</b>

### Q6 How long have you been doing wheeled action sports

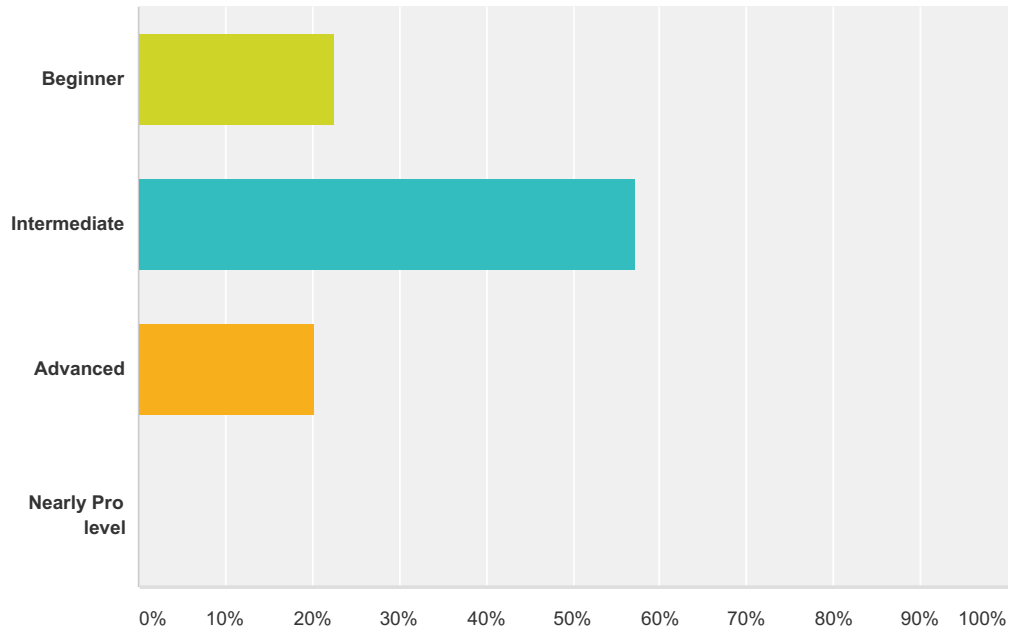
Answered: 88 Skipped: 50



Answer Choices	Responses
Less than 1 year	6.82% 6
1 to 5 years	43.18% 38
6 to 10 years	23.86% 21
More than 10 years	26.14% 23
<b>Total</b>	<b>88</b>

### Q7 How would you rate your ability level?

Answered: 89 Skipped: 49

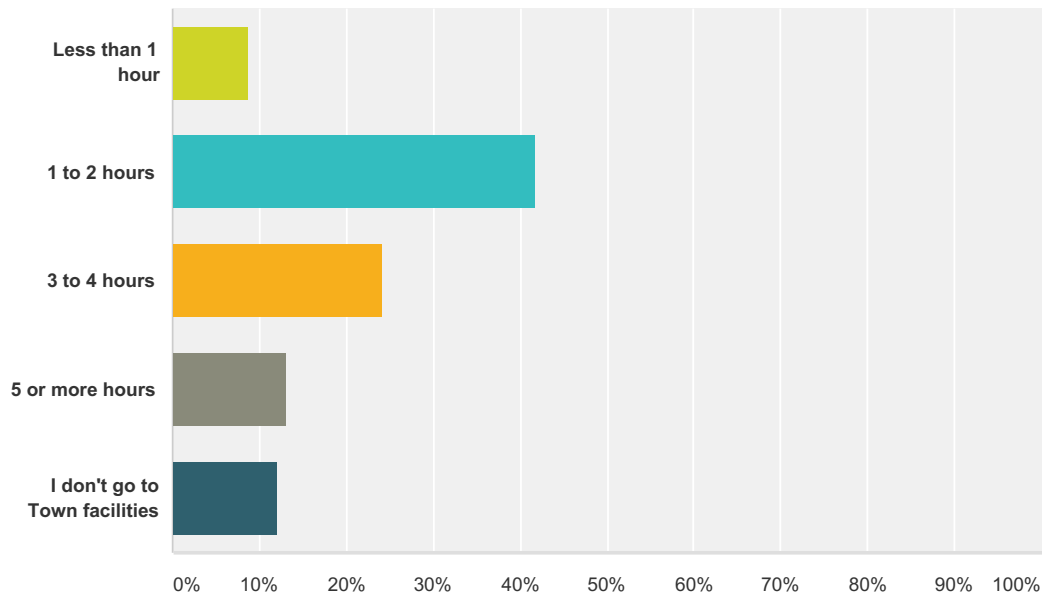


Answer Choices	Responses
Beginner	22.47% 20
Intermediate	57.30% 51
Advanced	20.22% 18
Nearly Pro level	0.00% 0
<b>Total</b>	<b>89</b>



### Q8 How long do you usually spend at the existing Town action sports facility?

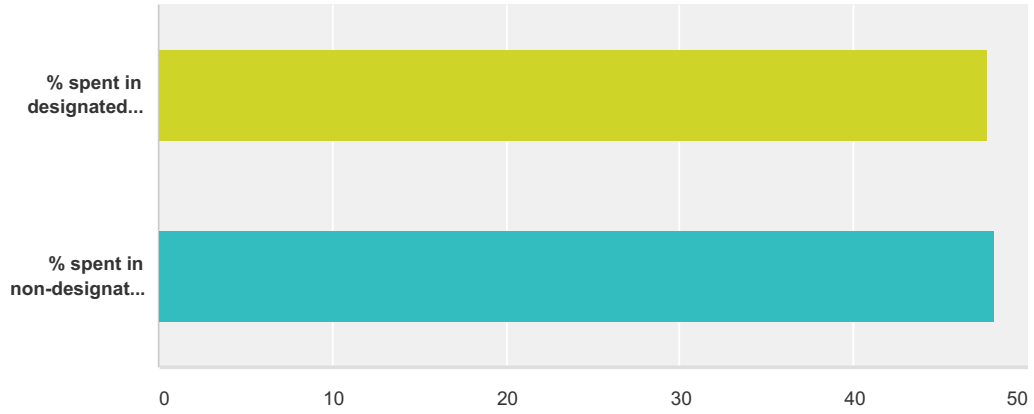
Answered: 91 Skipped: 47



Answer Choices	Responses
Less than 1 hour	8.79% 8
1 to 2 hours	41.76% 38
3 to 4 hours	24.18% 22
5 or more hours	13.19% 12
I don't go to Town facilities	12.09% 11
<b>Total</b>	<b>91</b>

### Q9 What percent of time do you spend using existing action sports parks vs. non-designated areas?

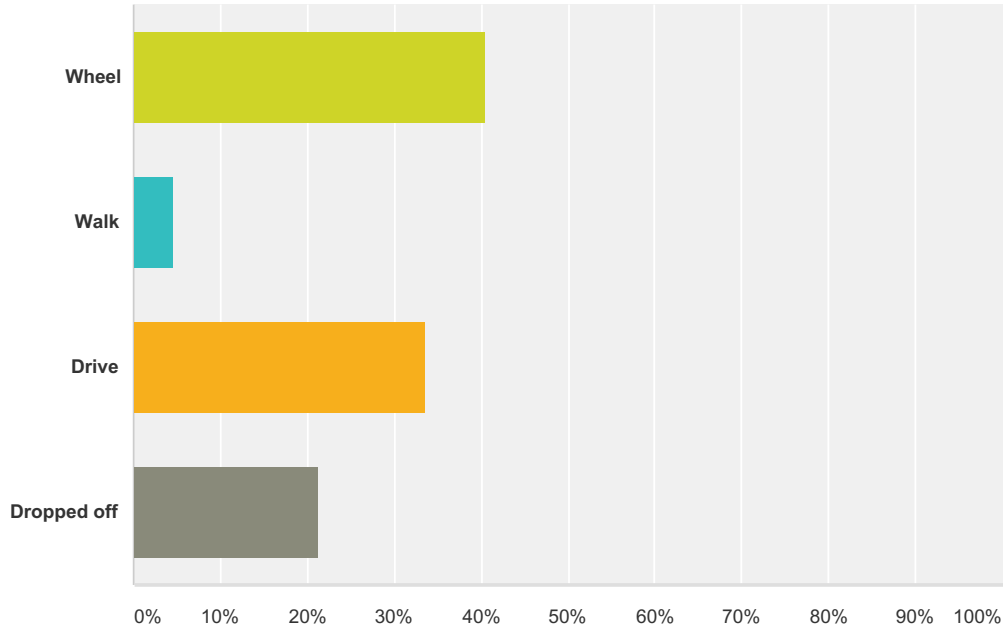
Answered: 77 Skipped: 61



Answer Choices	Average Number	Total Number	Responses
% spent in designated areas (Jubilee Park, Moldmasters, 3 Musketeers Skatepark)	48	3,674	77
% spent in non-designated areas (parking lots, sidewalks, streets)	48	3,560	74
<b>Total Respondents: 77</b>			

**Q10 What method of transportation do you use most often to get to the locations that you currently use?**

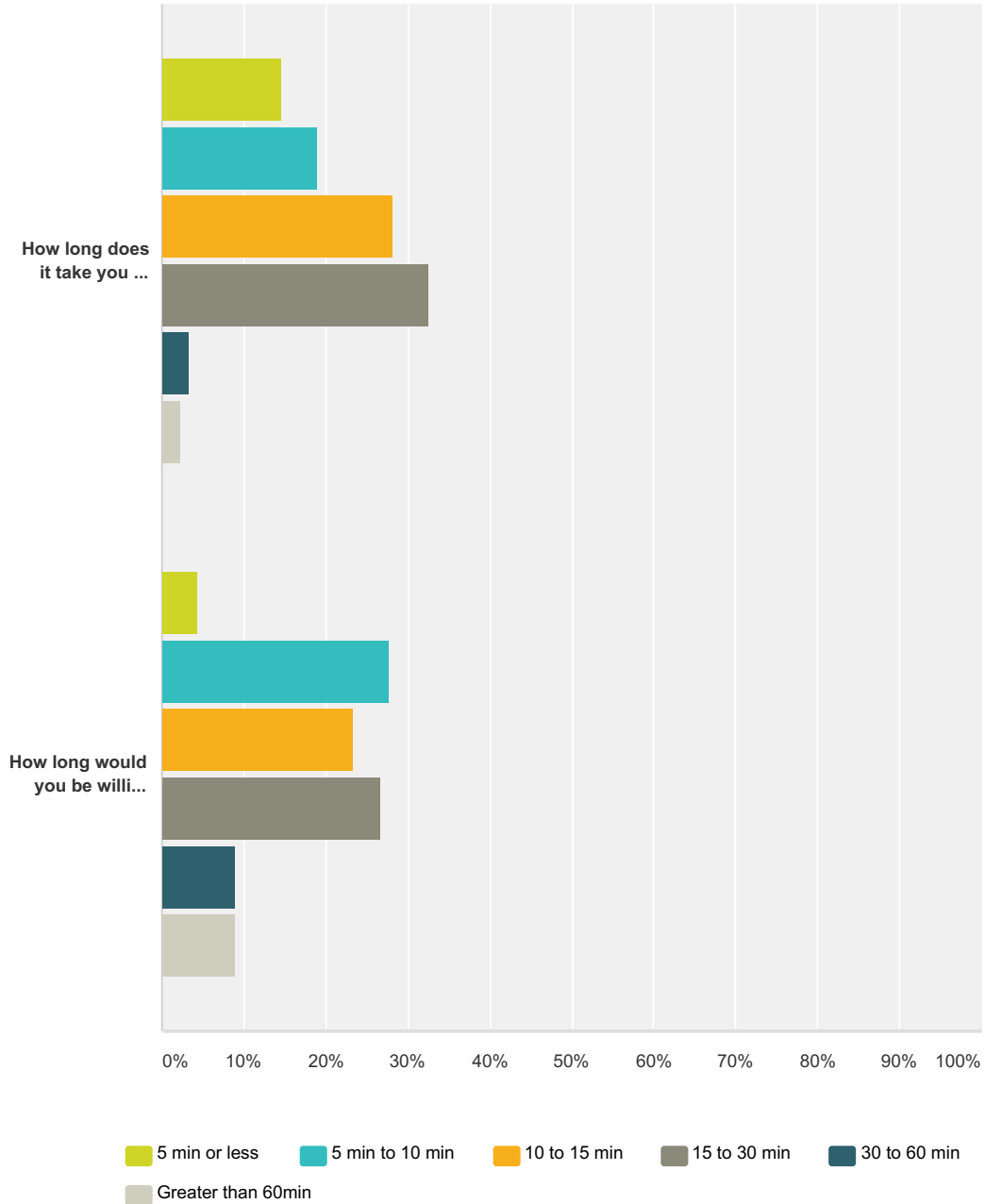
Answered: 89 Skipped: 49



Answer Choices	Responses	
Wheel	40.45%	36
Walk	4.49%	4
Drive	33.71%	30
Dropped off	21.35%	19
<b>Total</b>		<b>89</b>

**Q11 Action Sports Park Location: (please answer based on the method of travel you use most often)**

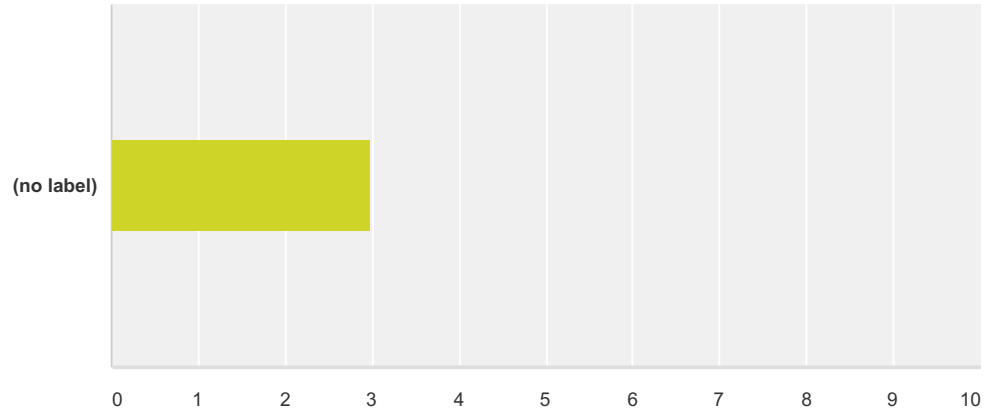
Answered: 91 Skipped: 47



	5 min or less	5 min to 10 min	10 to 15 min	15 to 30 min	30 to 60 min	Greater than 60min	Total
How long does it take you to travel to the action sport park you use most often?	14.61% 13	19.10% 17	28.09% 25	32.58% 29	3.37% 3	2.25% 2	89
How long would you be willing to travel to get to a new and improved action sport park?	4.44% 4	27.78% 25	23.33% 21	26.67% 24	8.89% 8	8.89% 8	90

**Q12 How important is it to you to be able to get to an action sports park without needing to drive/be driven?**

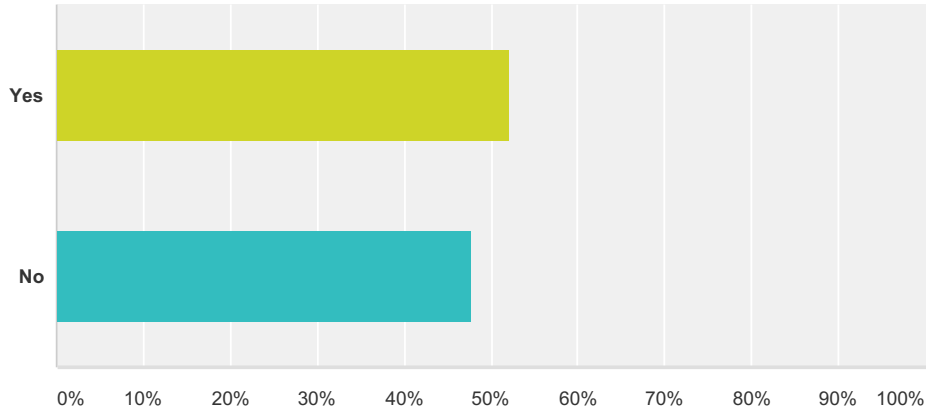
Answered: 91 Skipped: 47



	Not important	Neutral	Important	Very Important	Total	Weighted Average
(no label)	10.99% 10	16.48% 15	36.26% 33	36.26% 33	91	2.98

**Q13 Would you like to provide specific feedback on your experience at the existing action sports parks and features?**

Answered: 90 Skipped: 48

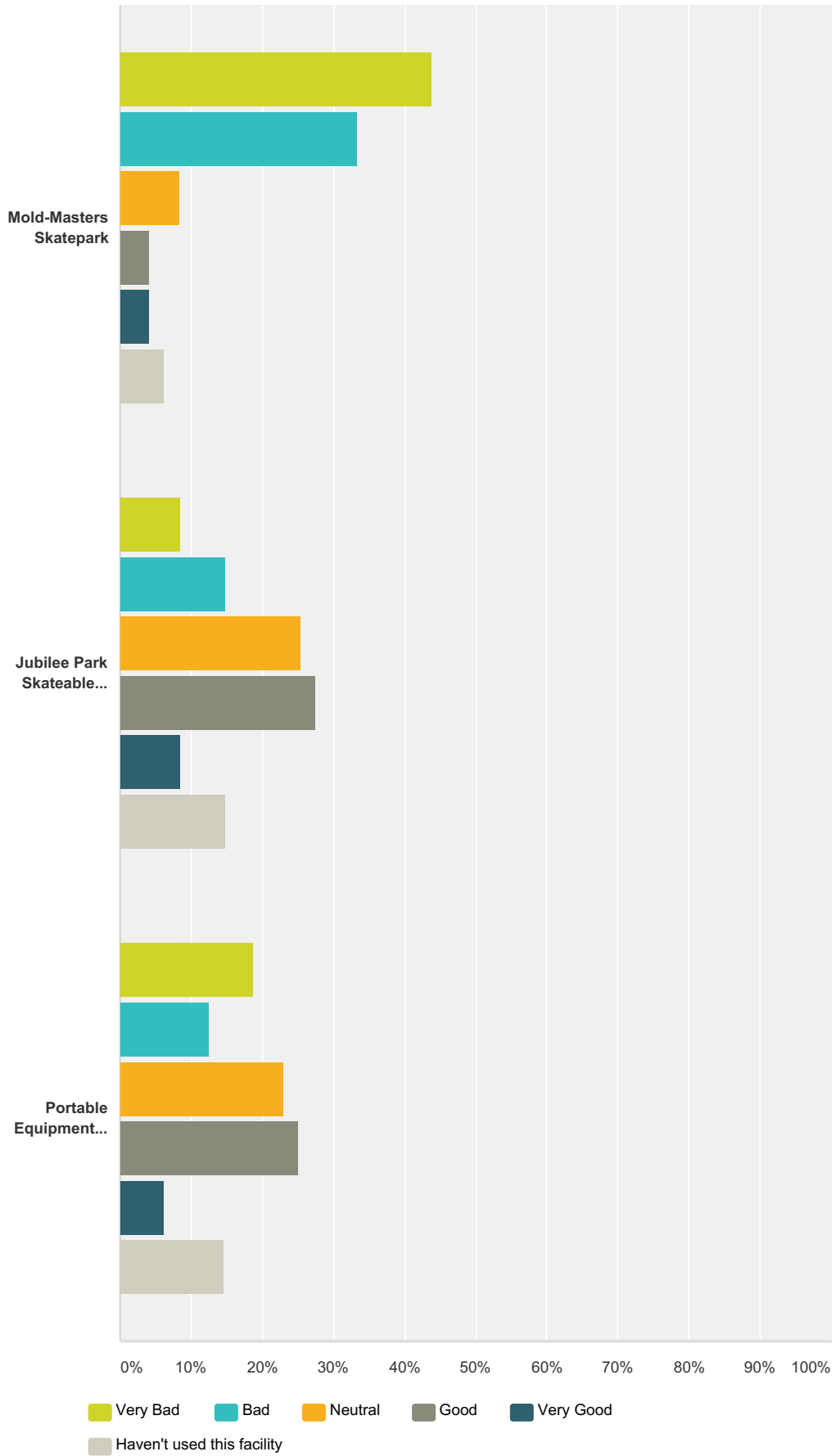


Answer Choices	Responses	
Yes	52.22%	47
No	47.78%	43
<b>Total</b>		<b>90</b>

**Q14 How would you rate the user experience of the existing town facilities:**

Answered: 48 Skipped: 90

# Georgetown Skatepark & Action Sports Needs Assessment



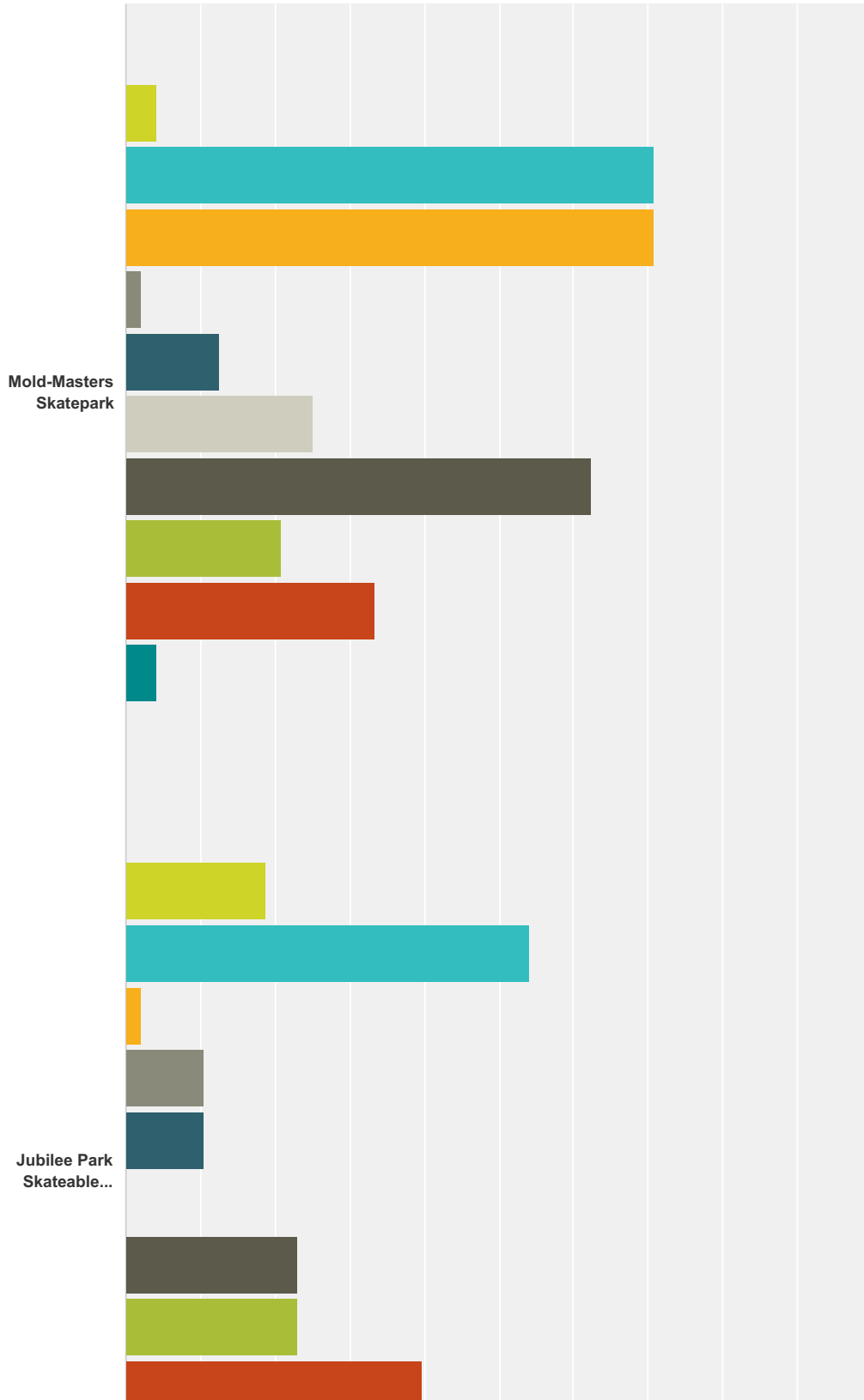


## Georgetown Skatepark & Action Sports Needs Assessment

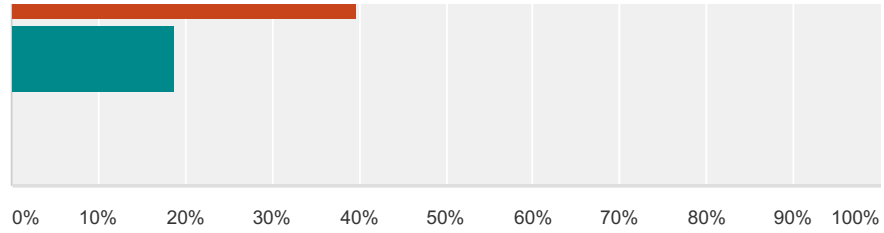
	Very Bad	Bad	Neutral	Good	Very Good	Haven't used this facility	Total
Mold-Masters Skatepark	<b>43.75%</b> 21	<b>33.33%</b> 16	<b>8.33%</b> 4	<b>4.17%</b> 2	<b>4.17%</b> 2	<b>6.25%</b> 3	48
Jubilee Park Skateable Features	<b>8.51%</b> 4	<b>14.89%</b> 7	<b>25.53%</b> 12	<b>27.66%</b> 13	<b>8.51%</b> 4	<b>14.89%</b> 7	47
Portable Equipment (Acton 2015, Now at Mold-Masters)	<b>18.75%</b> 9	<b>12.50%</b> 6	<b>22.92%</b> 11	<b>25.00%</b> 12	<b>6.25%</b> 3	<b>14.58%</b> 7	48

**Q15 Please let us know what you think about the existing Town facilities (Check all that apply)**

Answered: 48 Skipped: 90



## Georgetown Skatepark & Action Sports Needs Assessment

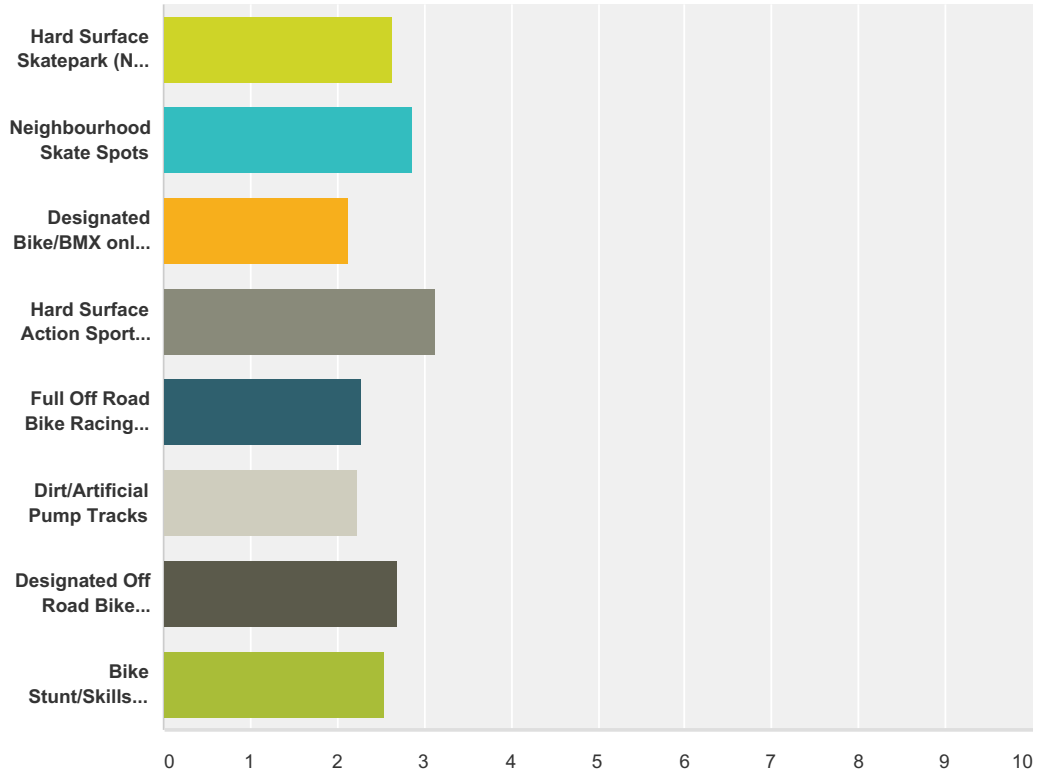


- I did not even know about it
- It is too small
- It is in poor condition
- It is too busy
- It is too difficult/far away to get to
- I don't feel safe at that location
- It doesn't have features that I like
- It doesn't have enough amenities (parking, shade etc.)
- Its too simple
- I love it, its great

	I did not even know about it	It is too small	It is in poor condition	It is too busy	It is too difficult/far away to get to	I don't feel safe at that location	It doesn't have features that I like	It doesn't have enough amenities (parking, shade etc.)	Its too simple	I love it, its great	Total Respondents
Mold-Masters Skatepark	4.17% 2	70.83% 34	70.83% 34	2.08% 1	12.50% 6	25.00% 12	62.50% 30	20.83% 10	33.33% 16	4.17% 2	48
Jubilee Park Skateable Features	18.75% 9	54.17% 26	2.08% 1	10.42% 5	10.42% 5	0.00% 0	22.92% 11	22.92% 11	39.58% 19	18.75% 9	48

**Q16 How important do you think it is for the Town to provide the following types of hard surface action sports facilities? Please Rank the following from not important 1 to very important 5**

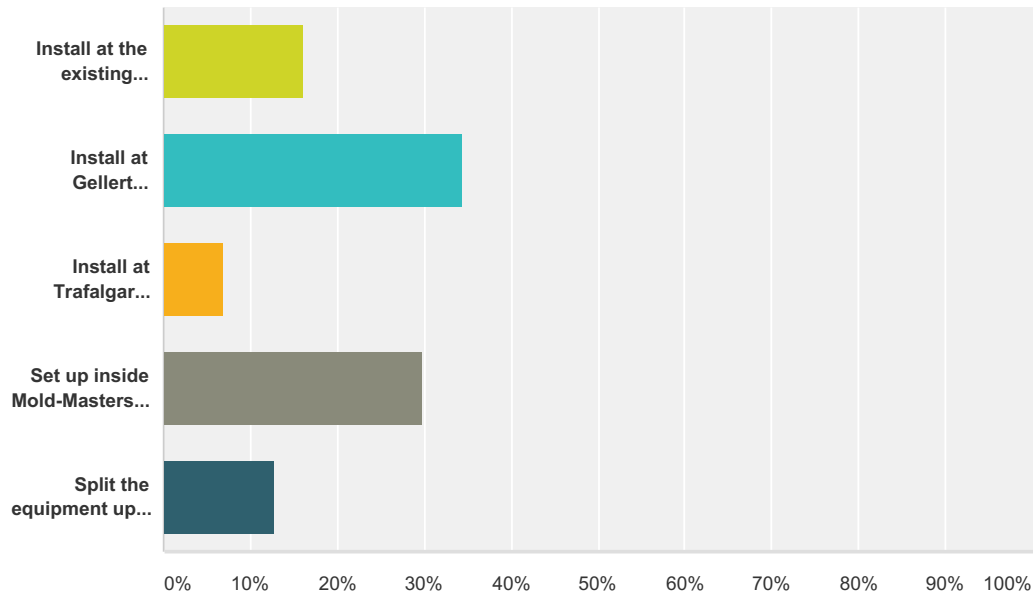
Answered: 99 Skipped: 39



	Not Important	Neutral	Important	Very Important	Total	Weighted Average
Hard Surface Skatepark (No Bikes/BMX)	18.75% 18	27.08% 26	27.08% 26	27.08% 26	96	2.63
Neighbourhood Skate Spots	10.53% 10	21.05% 20	38.95% 37	29.47% 28	95	2.87
Designated Bike/BMX only Hard Surface Parks	24.74% 24	47.42% 46	17.53% 17	10.31% 10	97	2.13
Hard Surface Action Sports Parks (all wheeled types)	8.25% 8	15.46% 15	29.90% 29	46.39% 45	97	3.14
Full Off Road Bike Racing Track	27.55% 27	37.76% 37	15.31% 15	19.39% 19	98	2.27
Dirt/Artificial Pump Tracks	23.96% 23	45.83% 44	13.54% 13	16.67% 16	96	2.23
Designated Off Road Bike Trails	15.46% 15	26.80% 26	30.93% 30	26.80% 26	97	2.69
Bike Stunt/Skills Park	14.74% 14	35.79% 34	30.53% 29	18.95% 18	95	2.54

### Q17 What should the Town do with the Portable Skatepark Equipment (that is currently in the Moldmasters parking lot)?

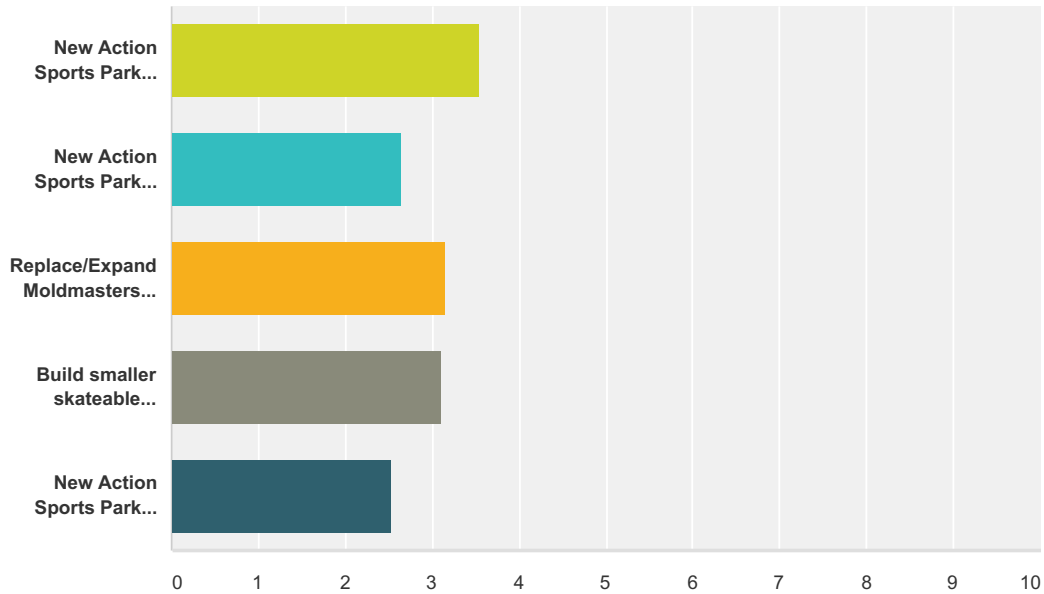
Answered: 87 Skipped: 51



Answer Choices	Responses
Install at the existing Mold-Masters Skatepark	16.09% 14
Install at Gellert Community Centre	34.48% 30
Install at Trafalgar Sports Park	6.90% 6
Set up inside Mold-Masters Arena pad (outside of Ice Season)	29.89% 26
Split the equipment up to smaller parks around Georgetown	12.64% 11
<b>Total</b>	<b>87</b>

**Q18 Additional Action Sports Parks/Opportunities have been recommended in previous studies. Please Rank the following from most important 1 to least important 5**

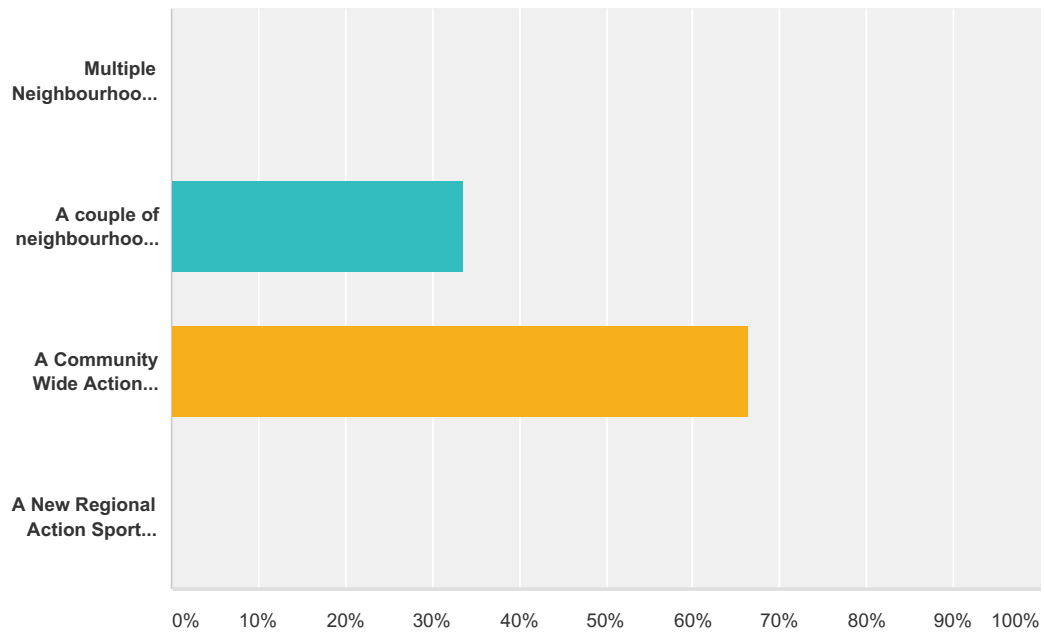
Answered: 92 Skipped: 46



	1	2	3	4	5	Total	Score
New Action Sports Park (hard surface) at Gellert Community Park	39.47% 30	22.37% 17	9.21% 7	10.53% 8	18.42% 14	76	3.54
New Action Sports Park (hard surface) at Trafalgar Sports Park	7.41% 6	18.52% 15	22.22% 18	35.80% 29	16.05% 13	81	2.65
Replace/Expand Moldmasters Skatepark (hard surface)	20.99% 17	25.93% 21	20.99% 17	11.11% 9	20.99% 17	81	3.15
Build smaller skateable elements at multiple parks (hard surface)	18.99% 15	20.25% 16	27.85% 22	18.99% 15	13.92% 11	79	3.11
New Action Sports Park (soft surface) at Trafalgar Sports Park	15.29% 13	11.76% 10	17.65% 15	20.00% 17	35.29% 30	85	2.52

### Q19 Which hard surface facility type do you feel are needed the most in Georgetown

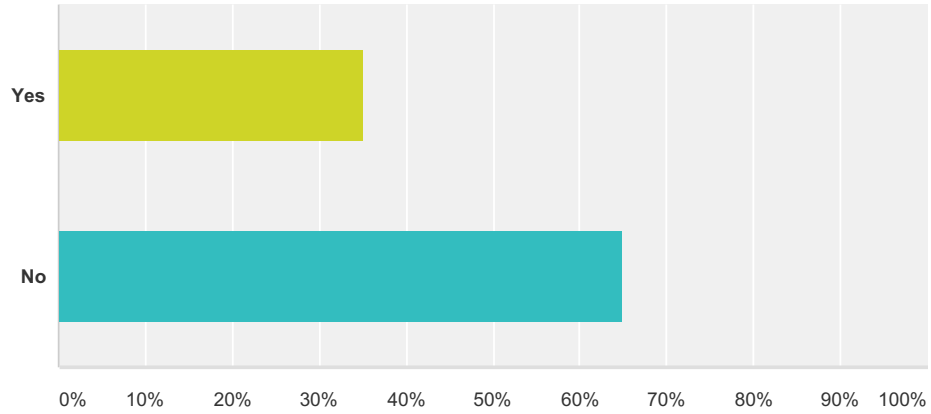
Answered: 89 Skipped: 49



Answer Choices	Responses
Multiple Neighbourhood Action Sports Spots	0.00% 0
A couple of neighbourhood level spots - (in existing neighbourhood parks with features like Jubilee Park)	33.71% 30
A Community Wide Action Sports Park	66.29% 59
A New Regional Action Sports Park	0.00% 0
<b>Total</b>	<b>89</b>

**Q20 Have you personally experienced any problems from action sports users at an existing Town facility?**

Answered: 94 Skipped: 44

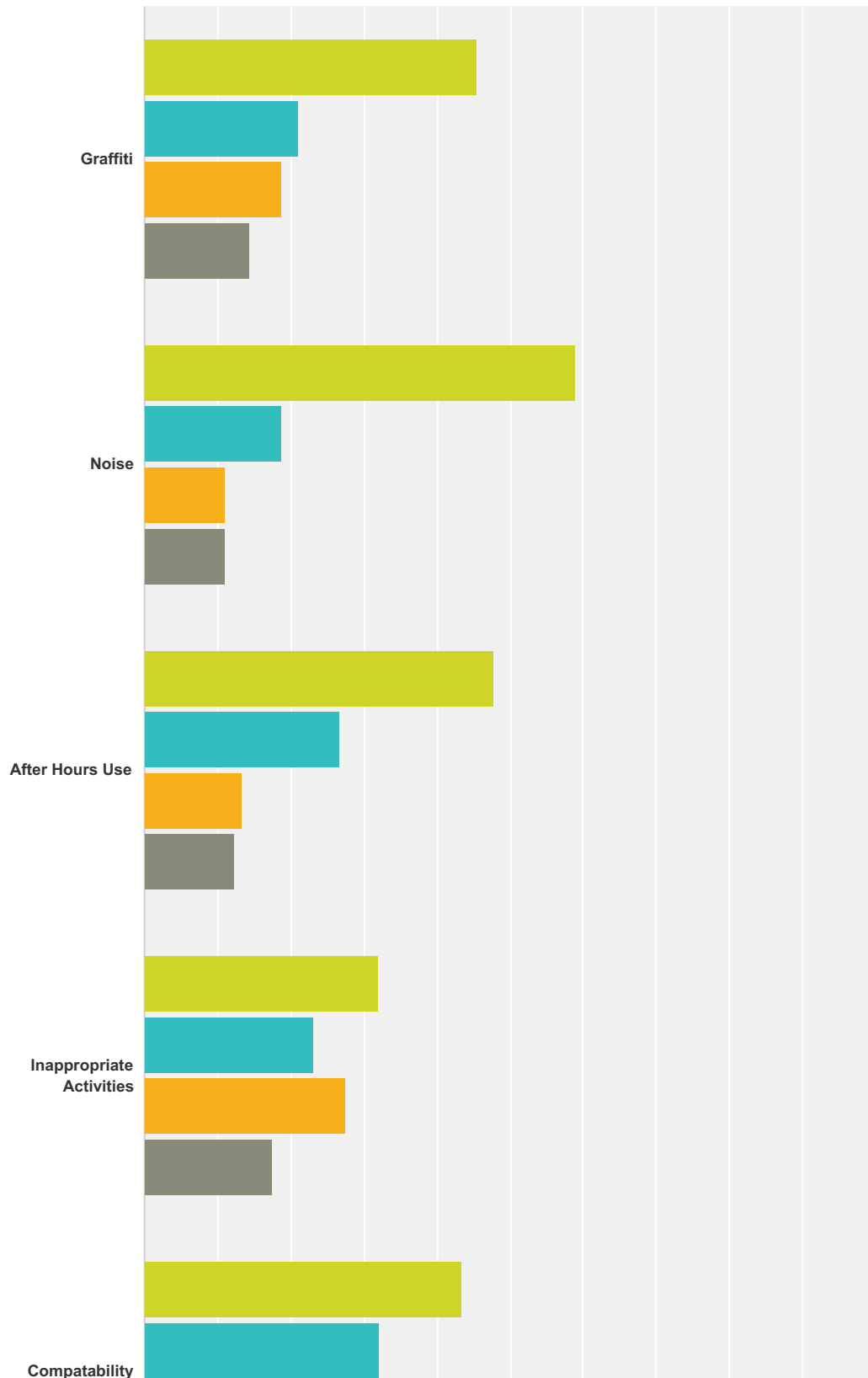


Answer Choices	Responses
Yes	35.11% 33
No	64.89% 61
<b>Total</b>	<b>94</b>

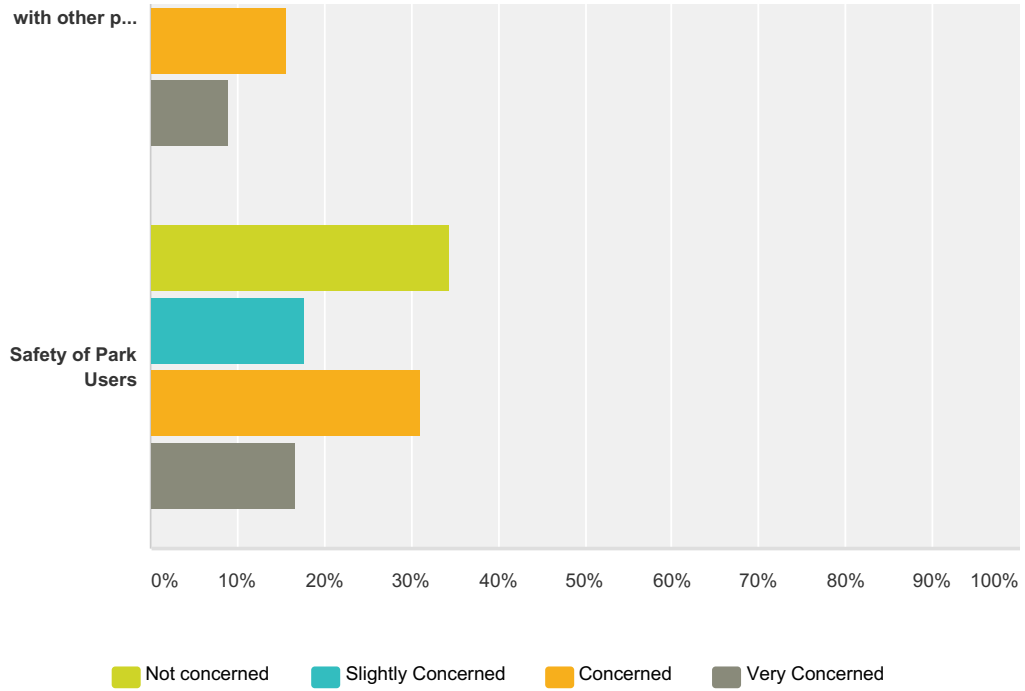


**Q21 When thinking about an action sport facility in your neighbourhood, Please rate your level of concern with the following:**

Answered: 92 Skipped: 46



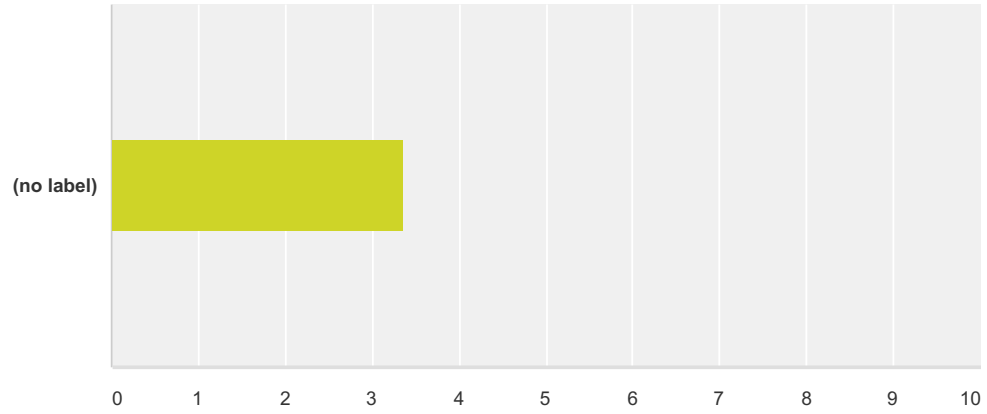
## Georgetown Skatepark & Action Sports Needs Assessment



	Not concerned	Slightly Concerned	Concerned	Very Concerned	Total
Graffiti	45.56% 41	21.11% 19	18.89% 17	14.44% 13	90
Noise	58.89% 53	18.89% 17	11.11% 10	11.11% 10	90
After Hours Use	47.78% 43	26.67% 24	13.33% 12	12.22% 11	90
Inappropriate Activities	31.87% 29	23.08% 21	27.47% 25	17.58% 16	91
Compatability with other park uses	43.33% 39	32.22% 29	15.56% 14	8.89% 8	90
Safety of Park Users	34.44% 31	17.78% 16	31.11% 28	16.67% 15	90

**Q22 Please state how satisfied you are with the maintenance (garbage clean up, repairs) at existing Town Action Sports Facilities**

Answered: 93 Skipped: 45



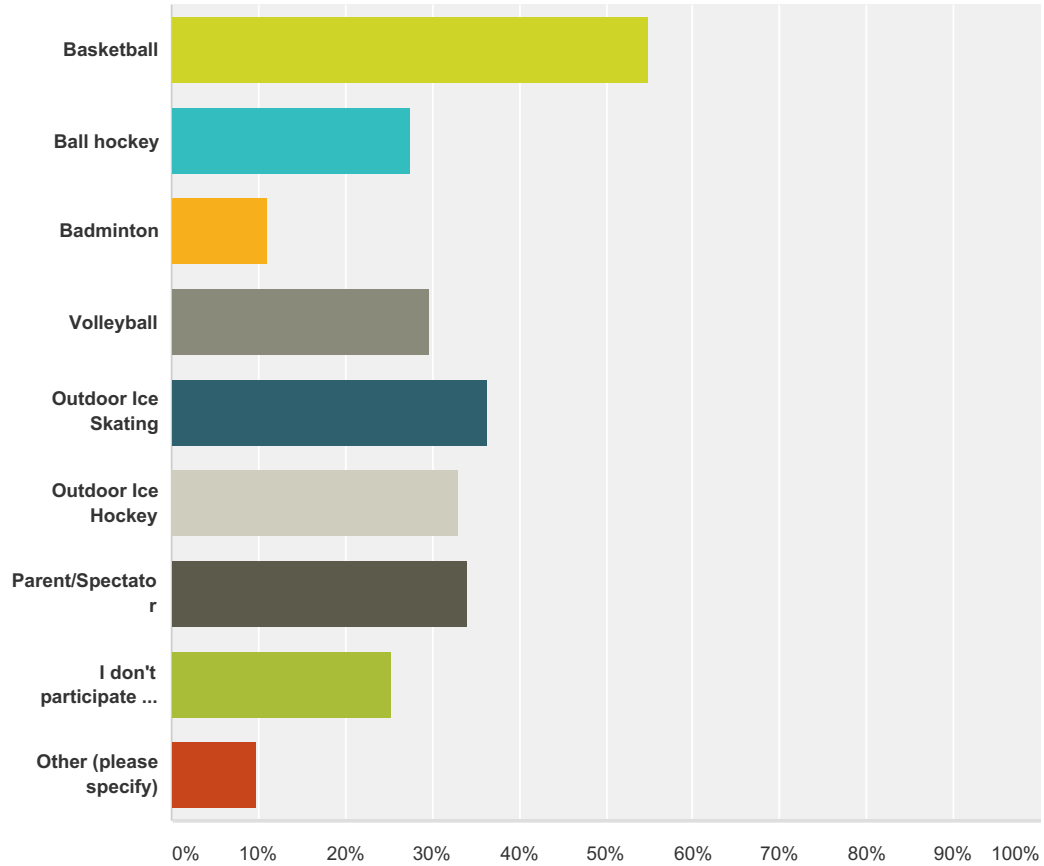
	Very Dissatisfied	Dissatisfied	Neutral	Satisfied	Very Satisfied	Total	Weighted Average
(no label)	6.45% 6	10.75% 10	38.71% 36	27.96% 26	16.13% 15	93	3.37

**Q23 Please add any comments you have about potential new hard surface action sport facilities.**

Answered: 33 Skipped: 105

**Q24 Please select all of the outdoor Multi-Purpose Court sports that you participate in (check all that apply)**

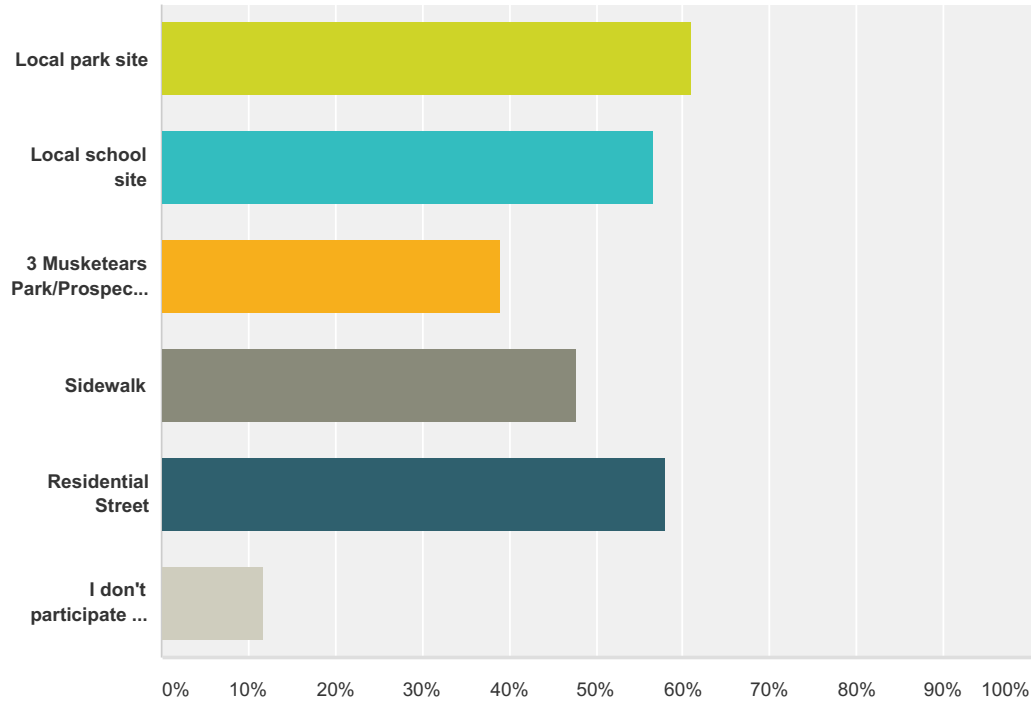
Answered: 91 Skipped: 47



Answer Choices	Responses	Count
Basketball	54.95%	50
Ball hockey	27.47%	25
Badminton	10.99%	10
Volleyball	29.67%	27
Outdoor Ice Skating	36.26%	33
Outdoor Ice Hockey	32.97%	30
Parent/Spectator	34.07%	31
I don't participate in any of these sports (but I would like to give feedback on new facilities)	25.27%	23
Other (please specify)	9.89%	9
<b>Total Respondents: 91</b>		

**Q25 Please select all of the locations where you currently participate in outdoor multi-court sports (check all that apply):**

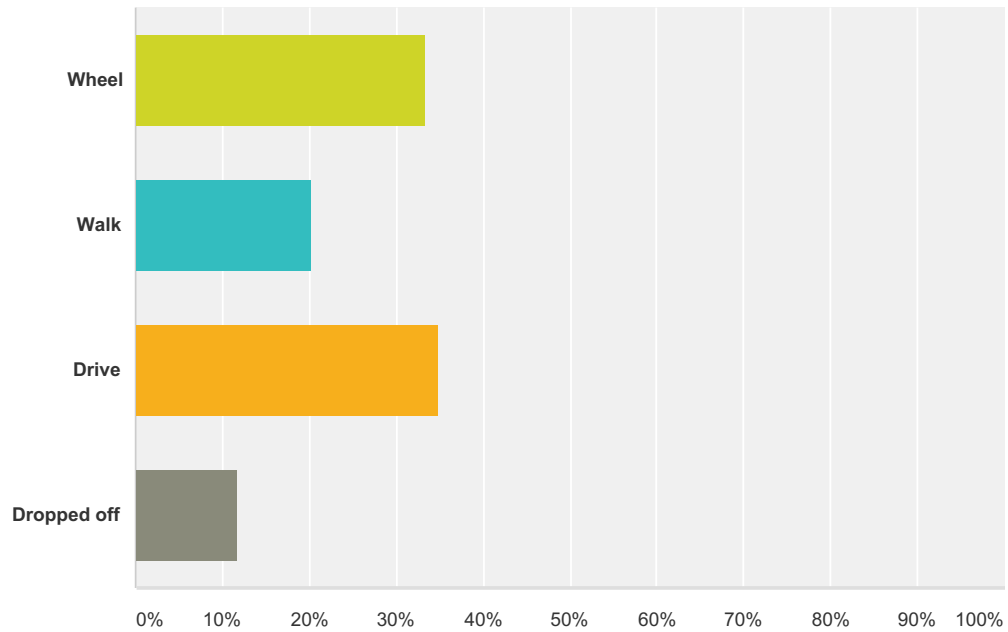
Answered: 69 Skipped: 69



Answer Choices	Responses
Local park site	60.87% 42
Local school site	56.52% 39
3 Musketeers Park/Prospect Park (Full Size Multi-Courts) (Acton)	39.13% 27
Sidewalk	47.83% 33
Residential Street	57.97% 40
I don't participate in any of these sports	11.59% 8
<b>Total Respondents: 69</b>	

**Q26 What method of transportation do you use most often to get to the locations that you currently use most often?**

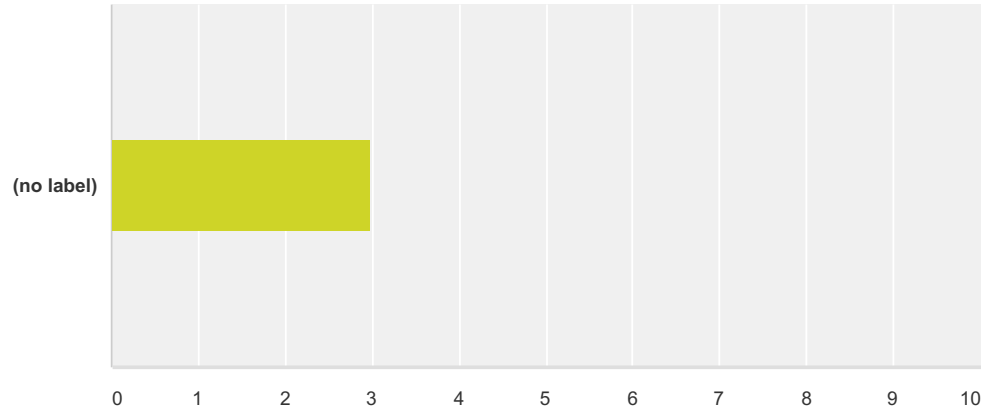
Answered: 69 Skipped: 69



Answer Choices	Responses
Wheel	33.33% 23
Walk	20.29% 14
Drive	34.78% 24
Dropped off	11.59% 8
<b>Total</b>	<b>69</b>

**Q27 How important is it to have a full sized outdoor multi-purpose court in Georgetown?**

Answered: 89 Skipped: 49

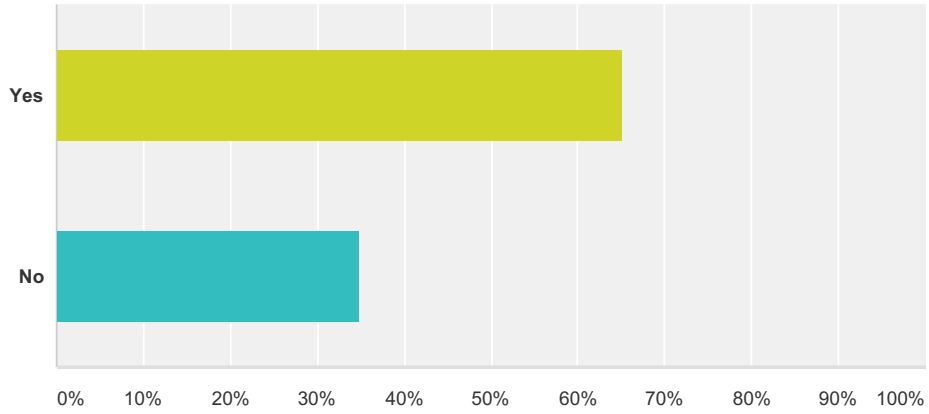


	Not Important	Neutral	Important	Very Important	Total	Weighted Average
(no label)	10.11% 9	24.72% 22	21.35% 19	43.82% 39	89	2.99



**Q28 Do you think a full sized multi-purpose court should be combined with a major action sport park? (Like the 3 Musketeers Park)**

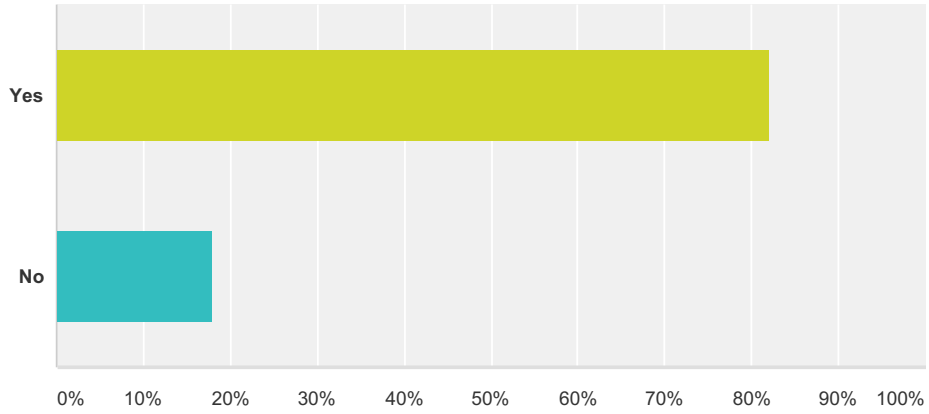
Answered: 89 Skipped: 49



Answer Choices	Responses
Yes	65.17% 58
No	34.83% 31
<b>Total</b>	<b>89</b>

**Q29 Do you think that outdoor full sized multi-purpose courts should have the ability to be outdoor skating rinks?**

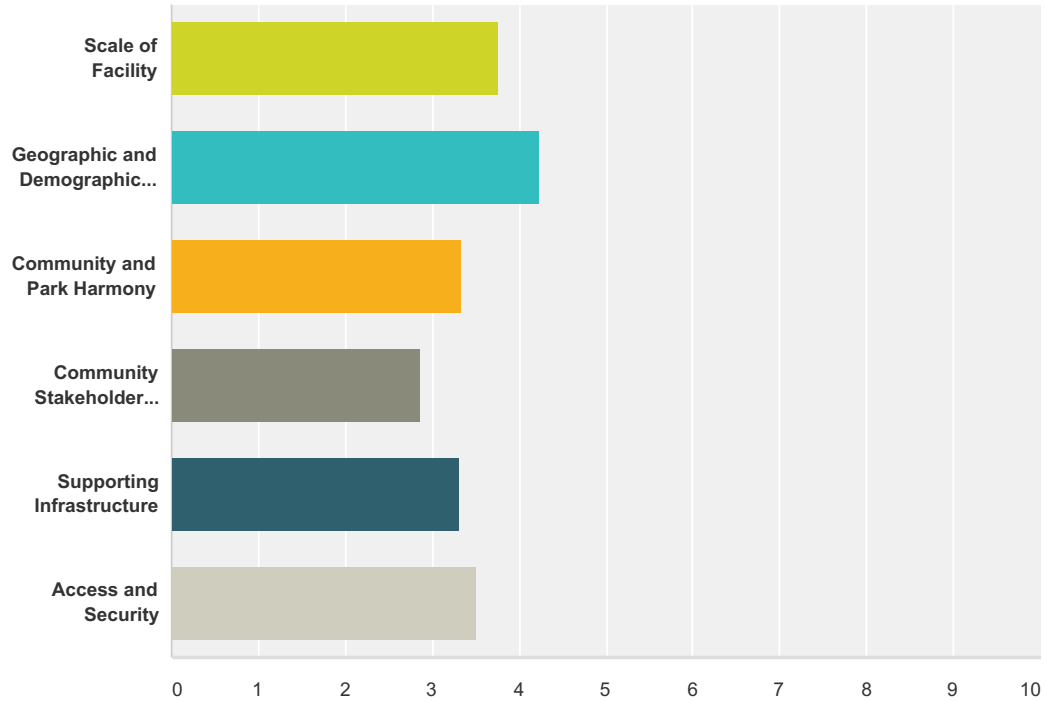
Answered: 89 Skipped: 49



Answer Choices	Responses
Yes	82.02% 73
No	17.98% 16
<b>Total</b>	<b>89</b>

**Q30 Please rank the draft Site Selection Criteria in order of importance to you. (1 Most Important - 6 Least Important)**

Answered: 79 Skipped: 59



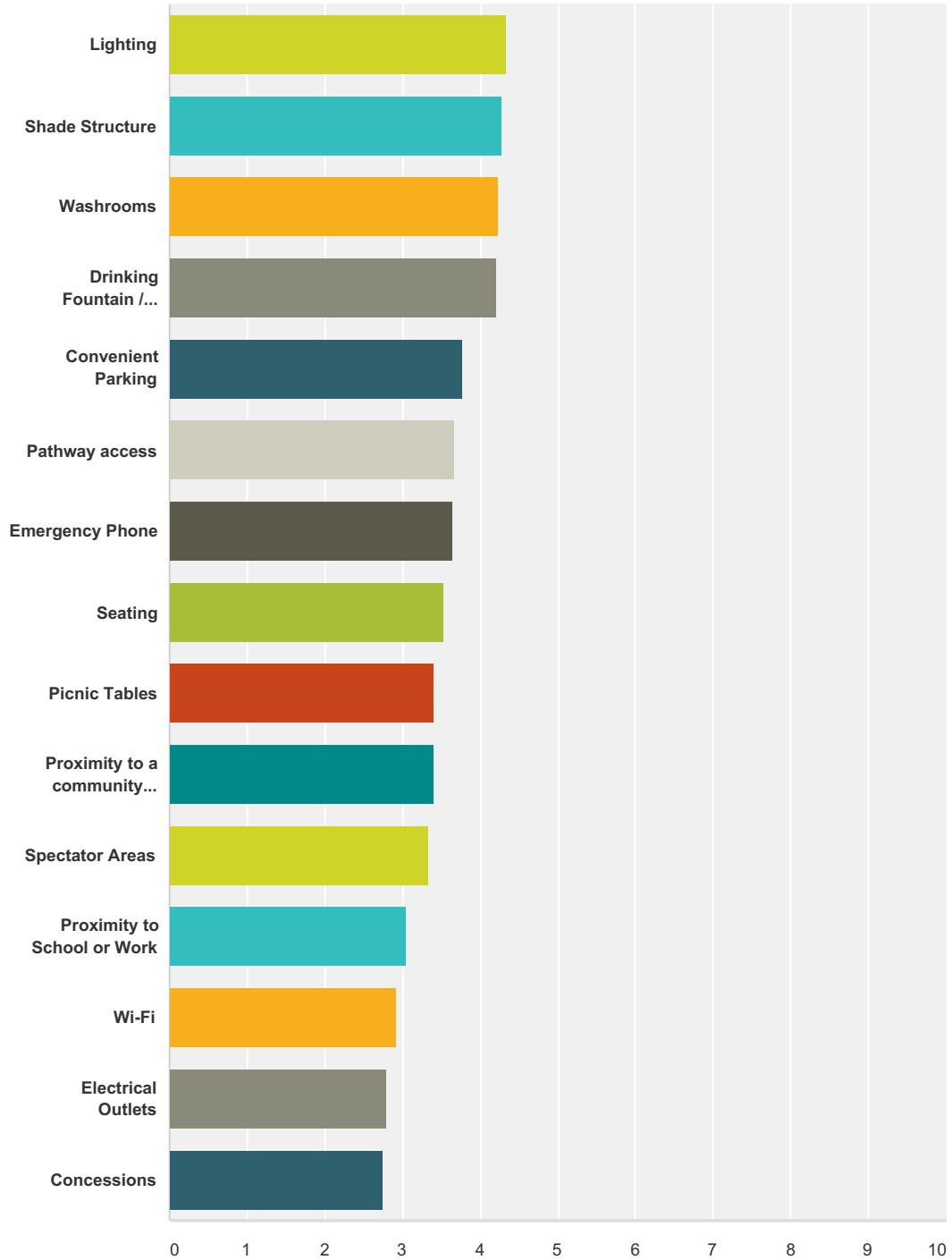
	1	2	3	4	5	6	Total	Score
Scale of Facility	27.14% 19	14.29% 10	12.86% 9	20.00% 14	4.29% 3	21.43% 15	70	3.76
Geographic and Demographic Location	27.14% 19	28.57% 20	15.71% 11	7.14% 5	12.86% 9	8.57% 6	70	4.24
Community and Park Harmony	10.00% 7	17.14% 12	18.57% 13	20.00% 14	18.57% 13	15.71% 11	70	3.33
Community Stakeholder Support	14.71% 10	7.35% 5	7.35% 5	22.06% 15	17.65% 12	30.88% 21	68	2.87
Supporting Infrastructure	11.11% 8	11.11% 8	23.61% 17	15.28% 11	30.56% 22	8.33% 6	72	3.32
Access and Security	10.53% 8	21.05% 16	21.05% 16	17.11% 13	15.79% 12	14.47% 11	76	3.50

**Q31 Are there other criteria or comments  
you would like to be considered?**

Answered: 15 Skipped: 123

**Q32 Please rate the importance of the following amenities for Action Sports Parks and Multi-Sport Courts:**

Answered: 86 Skipped: 52



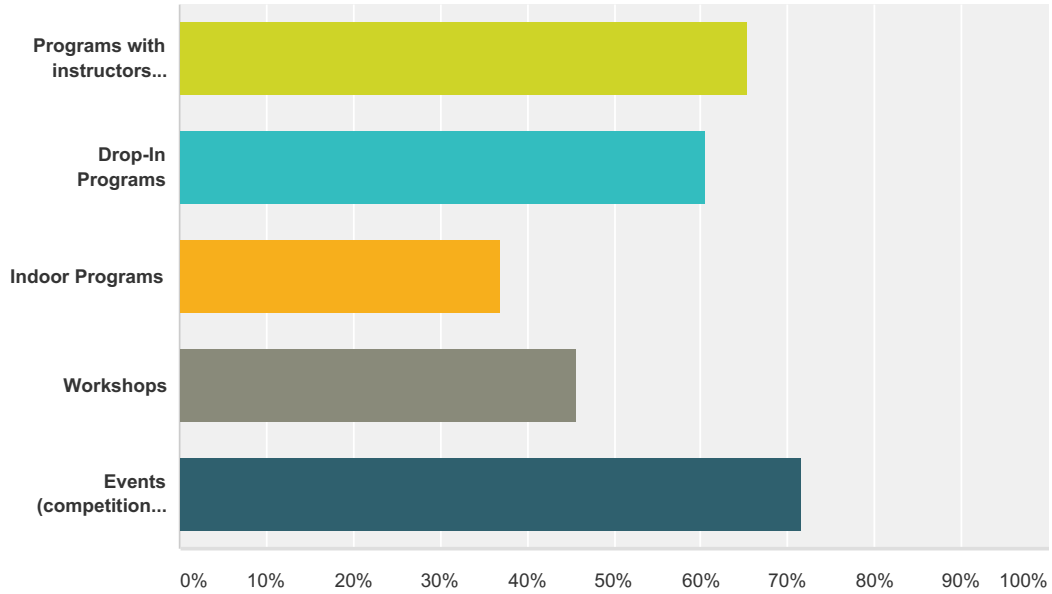
	Least Important	Not Very Important	Neutral	Important	Very Important	Total	Weighted Average
--	-----------------	--------------------	---------	-----------	----------------	-------	------------------

## Georgetown Skatepark & Action Sports Needs Assessment

Lighting	<b>1.16%</b> 1	<b>3.49%</b> 3	<b>9.30%</b> 8	<b>32.56%</b> 28	<b>53.49%</b> 46	86	4.34
Shade Structure	<b>1.16%</b> 1	<b>0.00%</b> 0	<b>11.63%</b> 10	<b>45.35%</b> 39	<b>41.86%</b> 36	86	4.27
Washrooms	<b>2.35%</b> 2	<b>1.18%</b> 1	<b>10.59%</b> 9	<b>42.35%</b> 36	<b>43.53%</b> 37	85	4.24
Drinking Fountain / Drinking Water	<b>0.00%</b> 0	<b>4.71%</b> 4	<b>15.29%</b> 13	<b>32.94%</b> 28	<b>47.06%</b> 40	85	4.22
Convenient Parking	<b>3.49%</b> 3	<b>2.33%</b> 2	<b>30.23%</b> 26	<b>40.70%</b> 35	<b>23.26%</b> 20	86	3.78
Pathway access	<b>4.71%</b> 4	<b>7.06%</b> 6	<b>31.76%</b> 27	<b>29.41%</b> 25	<b>27.06%</b> 23	85	3.67
Emergency Phone	<b>2.33%</b> 2	<b>8.14%</b> 7	<b>37.21%</b> 32	<b>25.58%</b> 22	<b>26.74%</b> 23	86	3.66
Seating	<b>1.18%</b> 1	<b>16.47%</b> 14	<b>25.88%</b> 22	<b>41.18%</b> 35	<b>15.29%</b> 13	85	3.53
Picnic Tables	<b>5.88%</b> 5	<b>11.76%</b> 10	<b>29.41%</b> 25	<b>42.35%</b> 36	<b>10.59%</b> 9	85	3.40
Proximity to a community centre or other facility	<b>6.98%</b> 6	<b>10.47%</b> 9	<b>36.05%</b> 31	<b>29.07%</b> 25	<b>17.44%</b> 15	86	3.40
Spectator Areas	<b>5.81%</b> 5	<b>13.95%</b> 12	<b>34.88%</b> 30	<b>31.40%</b> 27	<b>13.95%</b> 12	86	3.34
Proximity to School or Work	<b>12.79%</b> 11	<b>17.44%</b> 15	<b>37.21%</b> 32	<b>17.44%</b> 15	<b>15.12%</b> 13	86	3.05
Wi-Fi	<b>28.24%</b> 24	<b>12.94%</b> 11	<b>23.53%</b> 20	<b>8.24%</b> 7	<b>27.06%</b> 23	85	2.93
Electrical Outlets	<b>23.26%</b> 20	<b>22.09%</b> 19	<b>19.77%</b> 17	<b>20.93%</b> 18	<b>13.95%</b> 12	86	2.80
Concessions	<b>14.12%</b> 12	<b>25.88%</b> 22	<b>38.82%</b> 33	<b>11.76%</b> 10	<b>9.41%</b> 8	85	2.76

**Q33 What types of programming would you like to see at Town Action Sports Facilities (select all that apply)**

Answered: 81 Skipped: 57



Answer Choices	Responses
Programs with instructors (i.e. Skateboard/Scooter Camps)	65.43% 53
Drop-In Programs	60.49% 49
Indoor Programs	37.04% 30
Workshops	45.68% 37
Events (competitions, demos)	71.60% 58
<b>Total Respondents: 81</b>	

**Q34 Please let us know if you have any other comments related to this study:**

Answered: 29 Skipped: 109

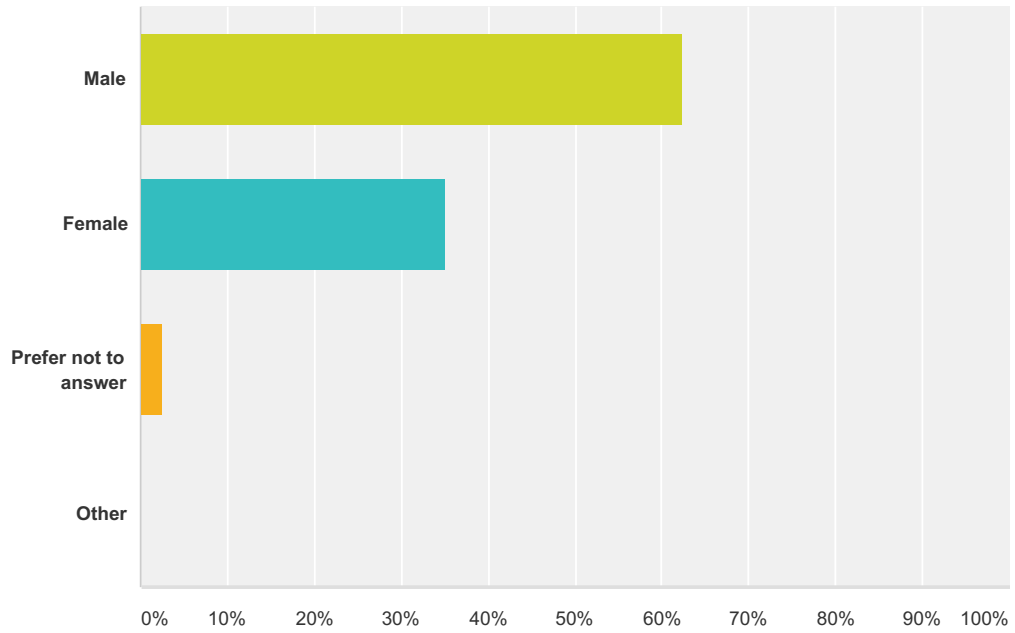


**Q35 Name:**

Answered: 73 Skipped: 65

### Q36 Gender:

Answered: 80 Skipped: 58



Answer Choices	Responses	Count
Male	62.50%	50
Female	35.00%	28
Prefer not to answer	2.50%	2
Other	0.00%	0
<b>Total</b>		<b>80</b>

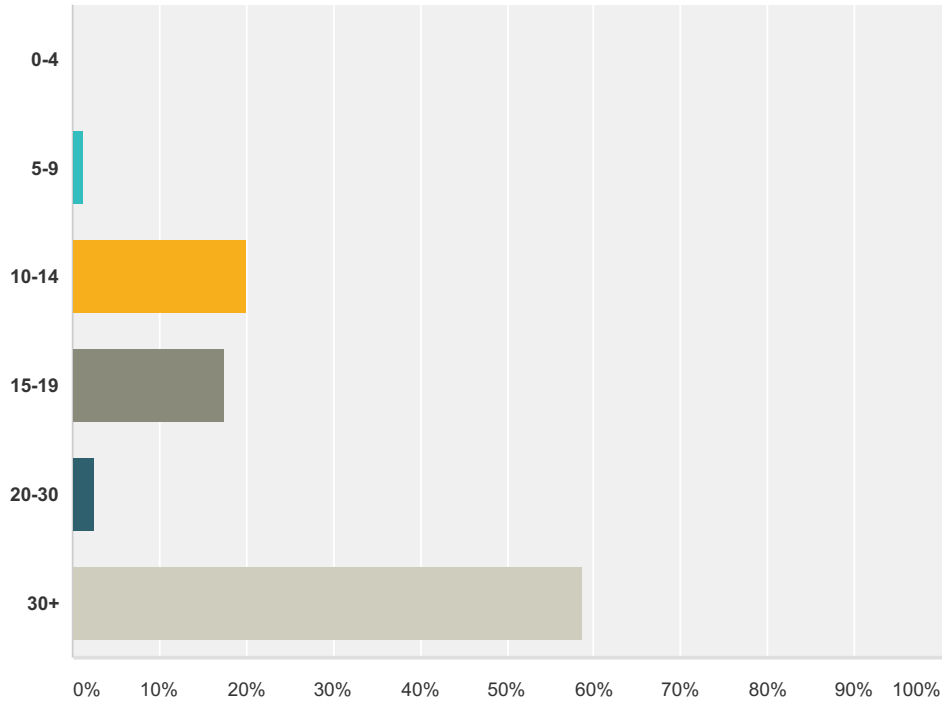
### Q37 Postal Code

Answered: 82 Skipped: 56

Answer Choices	Responses	
Name:	0.00%	0
Company:	0.00%	0
Address 1:	0.00%	0
Address 2:	0.00%	0
City/Town:	0.00%	0
State/Province:	0.00%	0
Postal Code:	100.00%	82
Country:	0.00%	0
Email Address:	0.00%	0
Phone Number:	0.00%	0

### Q38 Please select your age range:

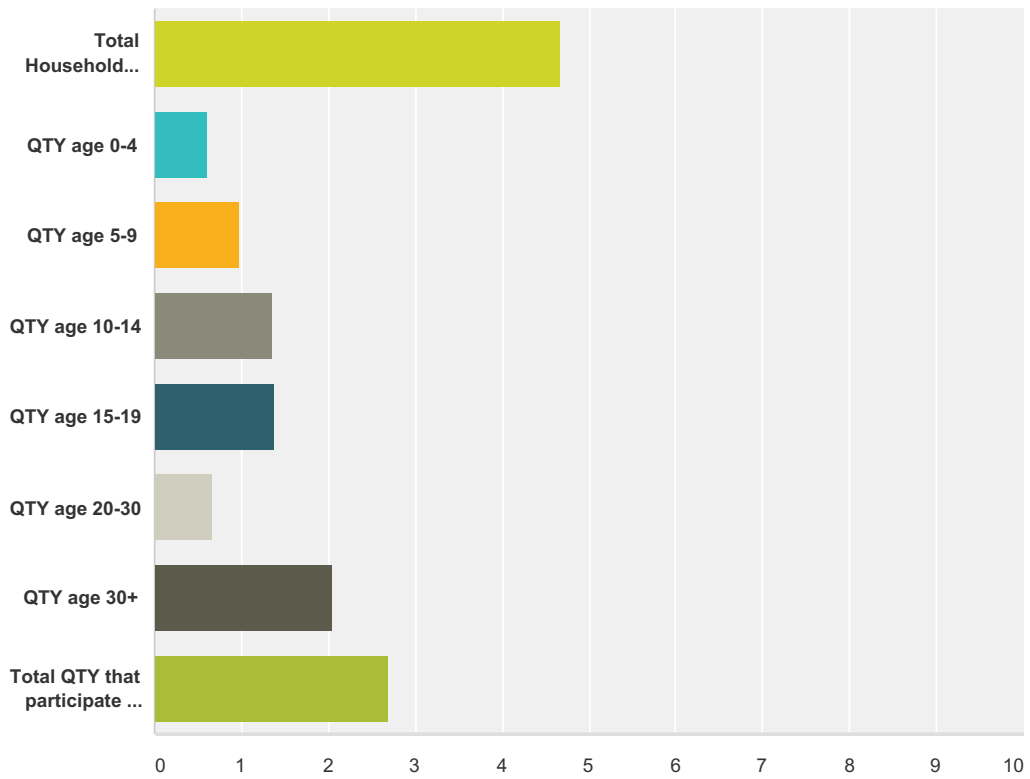
Answered: 80 Skipped: 58



Answer Choices	Responses	
0-4	0.00%	0
5-9	1.25%	1
10-14	20.00%	16
15-19	17.50%	14
20-30	2.50%	2
30+	58.75%	47
<b>Total</b>		<b>80</b>

### Q39 Please list your household population below:

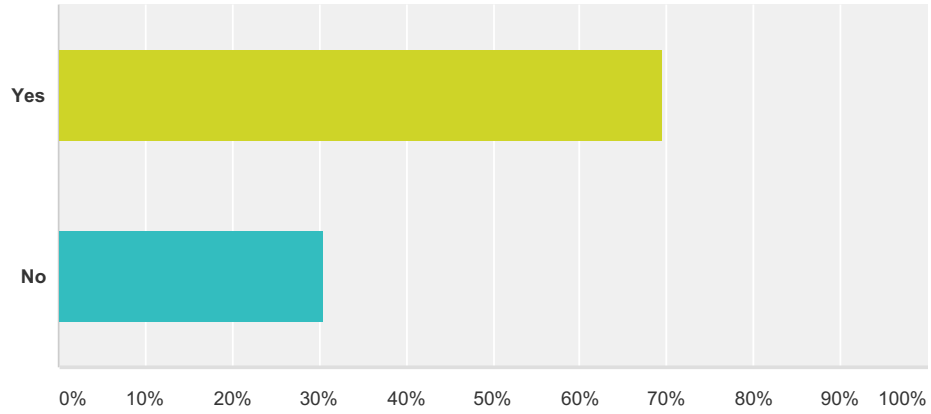
Answered: 78 Skipped: 60



Answer Choices	Average Number	Total Number	Responses
Total Household Population:	5	253	54
QTY age 0-4	1	15	25
QTY age 5-9	1	39	40
QTY age 10-14	1	66	49
QTY age 15-19	1	44	32
QTY age 20-30	1	12	18
QTY age 30+	2	150	73
Total QTY that participate in Action Sports	3	189	70
<b>Total Respondents: 78</b>			

**Q40 Do you want to learn more about the Action Sports Strategy as it continues to be developed?**

Answered: 82 Skipped: 56



Answer Choices	Responses	
Yes	69.51%	57
No	30.49%	25
<b>Total</b>		<b>82</b>

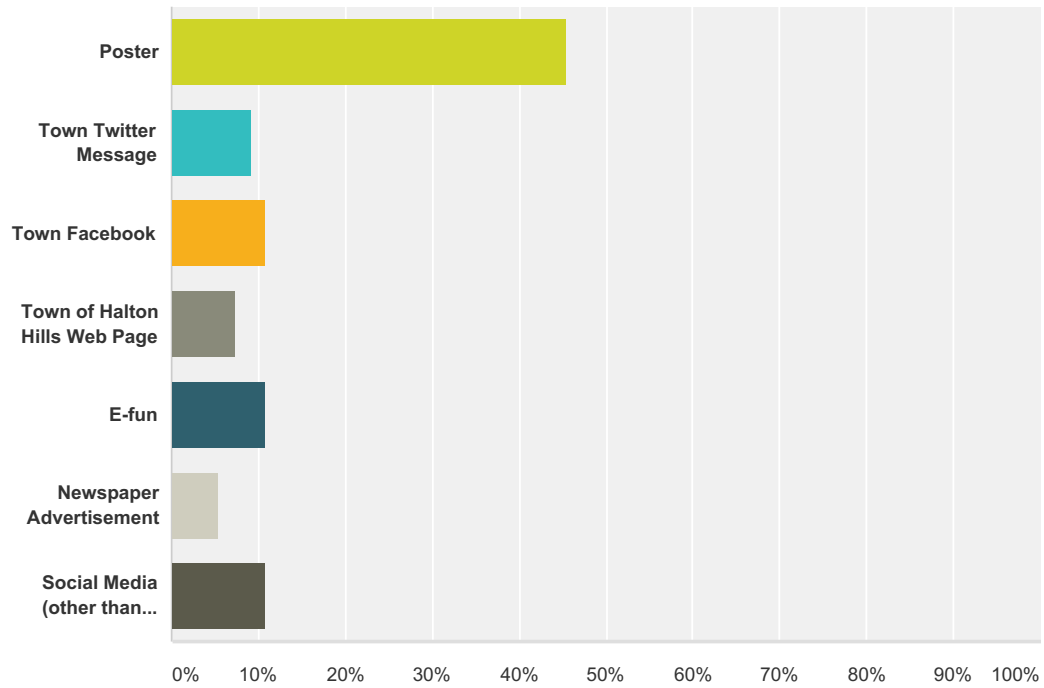
## Q41 Contact Information

Answered: 56 Skipped: 82

Answer Choices	Responses	
Name	94.64%	53
Company	0.00%	0
Address	92.86%	52
Address 2	0.00%	0
City/Town	94.64%	53
State/Province	0.00%	0
Postal Code	91.07%	51
Country	0.00%	0
Email Address	85.71%	48
Phone Number	0.00%	0

### Q42 How did you hear about this survey?

Answered: 55 Skipped: 83



Answer Choices	Responses
Poster	45.45% 25
Town Twitter Message	9.09% 5
Town Facebook	10.91% 6
Town of Halton Hills Web Page	7.27% 4
E-fun	10.91% 6
Newspaper Advertisement	5.45% 3
Social Media (other than Town)	10.91% 6
<b>Total</b>	<b>55</b>